



INSTALLATION MANUAL

Mounting Brackets SOL type for AC Motors and Gearheads

Thank you for purchasing ORIENTAL MOTOR products.

Please read this manual thoroughly before installing the mounting bracket, and always keep the manual where it is readily accessible.

Precautions

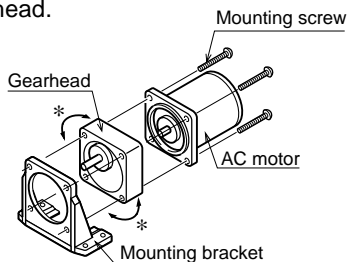
- Before installing the mounting bracket, confirm whether the delivered product is identical to the product that you have ordered.
- Because **SOL** type is a mounting bracket for AC motor and gearhead, do not use them for other objects.
- Install the AC motor and gearhead using the tightening torque shown the table below.
- Operate the motor after installing the mounting bracket (**SOL** type).

Specifications

Mounting bracket models	Size and tightening torque of mounting screws for AC motor and gearhead	Size of mounting screws for mounting bracket
SOL0U04	No.4-40UNC 5.6 ~ 8.3 lb-in (0.64 ~ 0.96 N·m)	No.6-32UNC
SOL2U08	No.8-32UNC 12.1 ~ 19.1 lb-in (1.4 ~ 2.2 N·m)	No.10-24UNC
SOL3U10	No.10-24UNC 17.4 ~ 34.7 lb-in (2 ~ 4 N·m)	No.10-24UNC
SOL4U10	No.10-24UNC 17.4 ~ 34.7 lb-in (2 ~ 4 N·m)	No.10-24UNC
SOL5UA	1/4-20UNC 43.4 ~ 60.8 lb-in (5 ~ 7 N·m)	No.12-24UNC or M6 P1.0

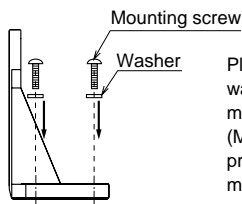
Installation

Install the AC motor and gearhead using the mounting screws provided with the gearhead.



* Gearhead can be installed at every right angle.

How to fix on equipment



Please make sure to use washers and fix with mounting screws. (Mounting screws are not provided with the mounting bracket.)

© Copyright ORIENTAL MOTOR CO., LTD. 2003

- Characteristics, specifications and dimensions are subject to change without notice.
- Please contact your nearest ORIENTAL MOTOR office for further information.

ORIENTAL MOTOR U.S.A. CORP.
Technical Support Line Tel:(800)468-3982
Available from 7:30 AM to 5:00 PM, P.S.T.
E-mail: techsupport@orientalmotor.com
www.orientalmotor.com

ORIENTAL MOTOR CO., LTD.
Headquarters Tokyo, Japan
Tel:(03)3835-0684 Fax:(03)3835-1890

INSTALLATION MANUAL

Mounting Brackets SOL type for Geared Stepping Motors

Thank you for purchasing ORIENTAL MOTOR products.

Please read this manual thoroughly before installing the mounting bracket, and always keep the manual where it is readily accessible.

Precautions

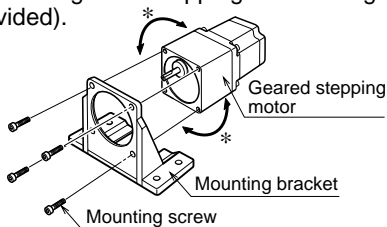
- Before installing the mounting bracket, confirm whether the delivered product is identical to the product that you have ordered.
- Because SOL type is a mounting bracket for geared stepping motor, do not use them for other objects.
- Operate the geared stepping motor after installing the mounting bracket (SOL type).

Specifications

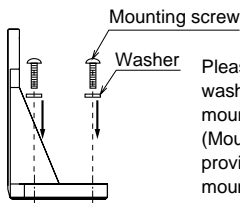
Mounting bracket models	Frame size of motor	Geared stepping motor			Size of mounting screws for motor	Size of mounting screws for mounting bracket
		<i>αSTEP</i>	5-phase stepping motor	2-phase stepping motor		
SOL0A-A	1.65 in. (42 mm) sq.	—	—	SH geared type	No.4-40UNC Length 0.4 in.	No.8-32UNC or M4 P0.7
SOL0B-A	1.65 in. (42 mm) sq.	TH geared type	TH geared type	—	M4 P0.7 Length 10 mm	No.8-32UNC or M4 P0.7
		—	TH geared type (CSK series)	—	No.8-32UNC Length 0.5 in.	
SOL2A-A	2.36 in. (60 mm) sq.	TH geared type	TH geared type	—	M4 P0.7 Length 12 mm	No.10-24UNC or M5 P0.5
		—	TH geared type (CSK series)	SH geared type	No.8-32UNC Length 0.5 in.	
SOL5B-A	3.54 in. (90 mm) sq.	TH geared type	TH geared type	—	M8 P1.25 Length 20 mm	M6 P1.0

Installation

Install the geared stepping motor using the mounting screws (Mounting screws are not provided).



How to fix on equipment



Please make sure to use washers and fix with mounting screws. (Mounting screws are not provided with the mounting bracket.)

* Geared stepping motor can be installed at every right angle.

© Copyright ORIENTAL MOTOR CO., LTD. 2003

- Characteristics, specifications and dimensions are subject to change without notice.
- Please contact your nearest ORIENTAL MOTOR office for further information.

ORIENTAL MOTOR U.S.A. CORP.
 Technical Support Line Tel:(800)468-3982
 Available from 7:30 AM to 5:00 PM, P.S.T.
 E-mail: techsupport@orientalmotor.com
 www.orientalmotor.com

ORIENTAL MOTOR CO., LTD.
 Headquarters Tokyo, Japan
 Tel:(03)3835-0684 Fax:(03)3835-1890